



Electron, BBC B, B+, Master
128 and Master Compact port
pinouts.

Applicable
Hardware : N/A

Related
Application
Notes: N/A

Copyright © Acorn Computers Limited 1993

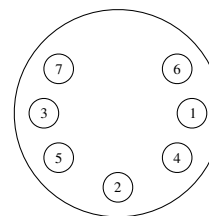
Every effort has been made to ensure that the information in this leaflet is true and correct at the time of printing. However, the products described in this leaflet are subject to continuous development and improvements and Acorn Computers Limited reserves the right to change its specifications at any time. Acorn Computers Limited cannot accept liability for any loss or damage arising from the use of any information or particulars in this leaflet. ACORN, ECONET and ARCHIMEDES are trademarks of Acorn Computers Limited.

Support Group
Acorn Computers Limited
Acorn House
Vision Park
Histon, Cambridge
CB4 4AE

Electron

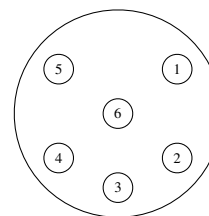
All Connectors viewed from outside

Connector: Cassette
Type: 7-pin DIN



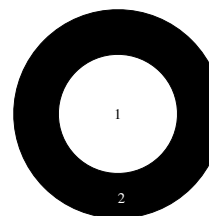
Pinout: 1 Output
2 0V
3 Input
4 Output
5 N/C
6 } Motor Control
7 }

Connector: RGB
Type: 6-pin DIN



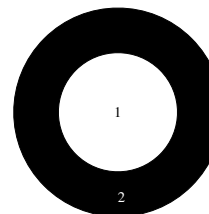
Pinout: 1 Red
2 Green
3 Blue
4 Sync
5 0V
6 +5V

Connector: UHF
Type: Phono



Pinout: 1 UHF
2 Ground

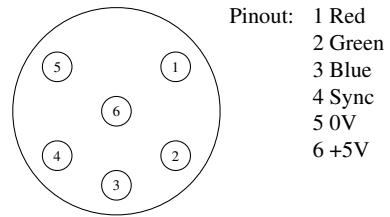
Connector: Video Out
Type: Phono



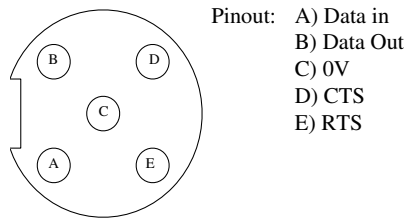
Pinout: 1 Video
2 Ground

BBC Model B, B+ and Master 128.

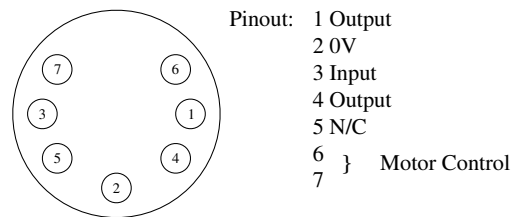
Connector: RGB
Type 6-pin DIN



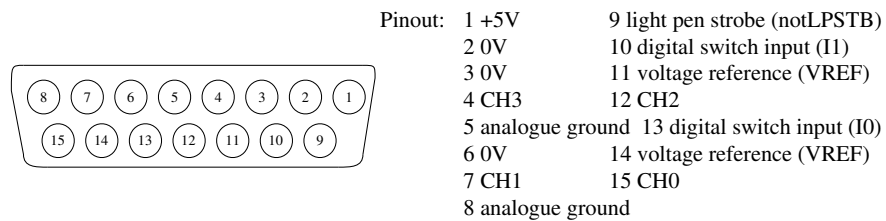
Connector: RS 423
Type: 5-pin DIN



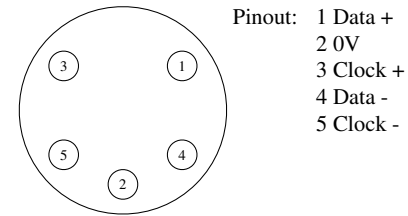
Connector: Cassette
Type: 7-pin DIN



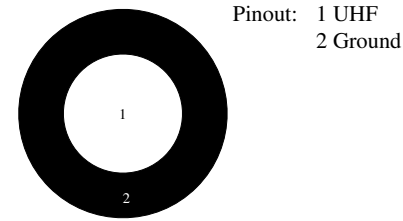
Connector: Analogue in
Type: 15 way D-type socket



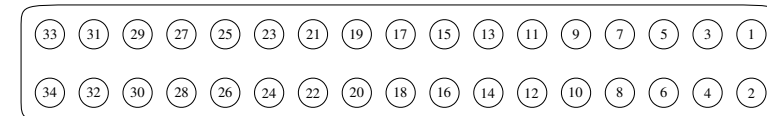
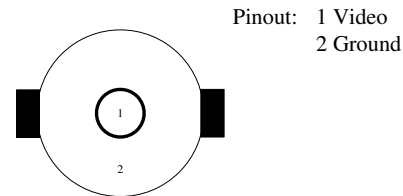
Connector: Econet
Type: 5-pin DIN



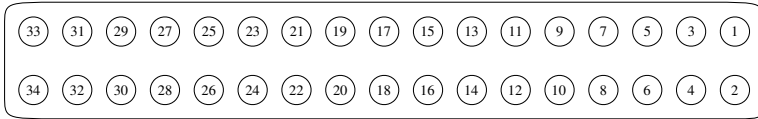
Connector: UHF
Type: Phono



Connector: Video Out
Type: BNC



Connector: Disc Drive
Type: 34-way IDC



Pinout

1 0V	10 <u>S0</u>	19 0V	28 <u>WR PCT</u>
2 (<u>S/SEL</u> 8")	11 0V	20	29 0V
3 0V	12 <u>S1</u>	21 0V	30 <u>R/DATA</u>
4 (<u>INX</u> 8")	13 0V	22 <u>W/DATA</u>	31 0V
5 0V	14 N/C	23 0V	32 <u>S/SEL</u> 5¼"
6 N/C	15 0V	24 <u>WR/EN</u>	33 0V
7 0V	16 <u>MOTOR</u>	25 0V	34 (<u>RDY</u> 8")
8 <u>INX</u> 5¼"	17 0V	26 <u>TK0</u>	
9 0V	18 notDIR	27 0V	

Connector: Parallel
Type: 26-way IDC

Pinout:

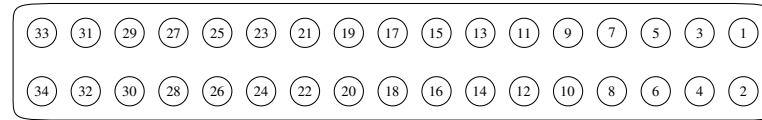
1 STB	8 0V	15 PA6	22 0V
2 0V	9 PA3	16 0V	23 N/C
3 PA0	10 0V	17 PA7	24 0V
4 0V	11 PA4	18 0V	25 N/C
5 PA1	12 0V	19 ACK	26 N/C
6 0V	13 PA5	20 0V	
7 PA2	14 0V	21 N/C	

Connector: User Port
Type: 20-way IDC

Pinout:

1 +5V	6 PB0	11 0V	16 PB5
2 CB1	7 0V	12 PB3	17 0V
3 +5V	8 PB1	13 0V	18 PB6
4 CB2	9 0V	14 PB4	19 0V
5 0V	10 PB2	15 0V	20 PB7

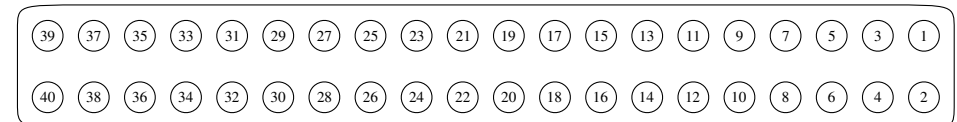
Connector: 1MHz Bus
Type: 34-way IDC



Pinout:

1 0V	10 <u>PGFC</u>	19 D1	28 A1
2 <u>R/W</u>	11 0V	20 D2	29 A2
3 0V	12 <u>PGFD</u>	21 D3	30 A3
4 1E	13 0V	22 D4	31 A4
5 0V	14 <u>RS</u>	23 D5	32 A5
6 <u>NMI</u>	15 0V	24 D6	33 A6
7 0V	16 audio in / out	25 D7	34 A7
8 <u>IRQ</u>	17 0V	26 0V	
9 0V	18 D0	27 A0	

Connector: Tube
type: 40-way IDC



Pinout:

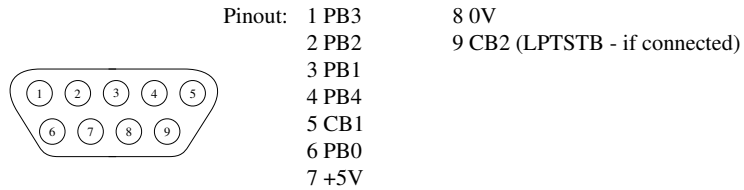
1 0V	11 0V	21 0V	31 +5V
2 <u>R/W</u>	12 D0	22 D5	32 A2
3 0V	13 0V	23 0V	33 +5V
4 2E	14 D1	24 D6	34 A3
5 0V	15 0V	25 0V	35 +5V
6 <u>IRQ</u>	16 D2	26 D7	36 A4
7 0V	17 0V	27 0V	37 +5V
8 <u>TUBE</u>	18 D3	28 A0	38 N/C
9 0V	19 0V	29 0V	39 +5V
10 <u>RS</u>	20 D4	30 A1	40 N/C

Master Compact

The majority of the Master Compact connectors are the same as the Model B and Master, however there are some different and additional connectors which are documented below.

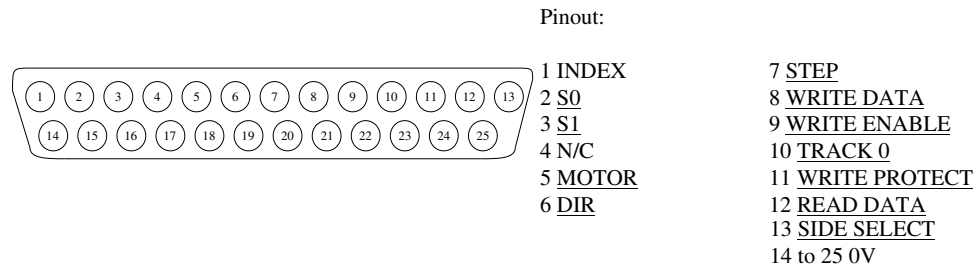
Connector: Joystick

Type: 9-pin D-type



Connector: Disc Drive

Type: 25-way D-type



Connector: Parallel

Type: 24-way Delta type D connector

