

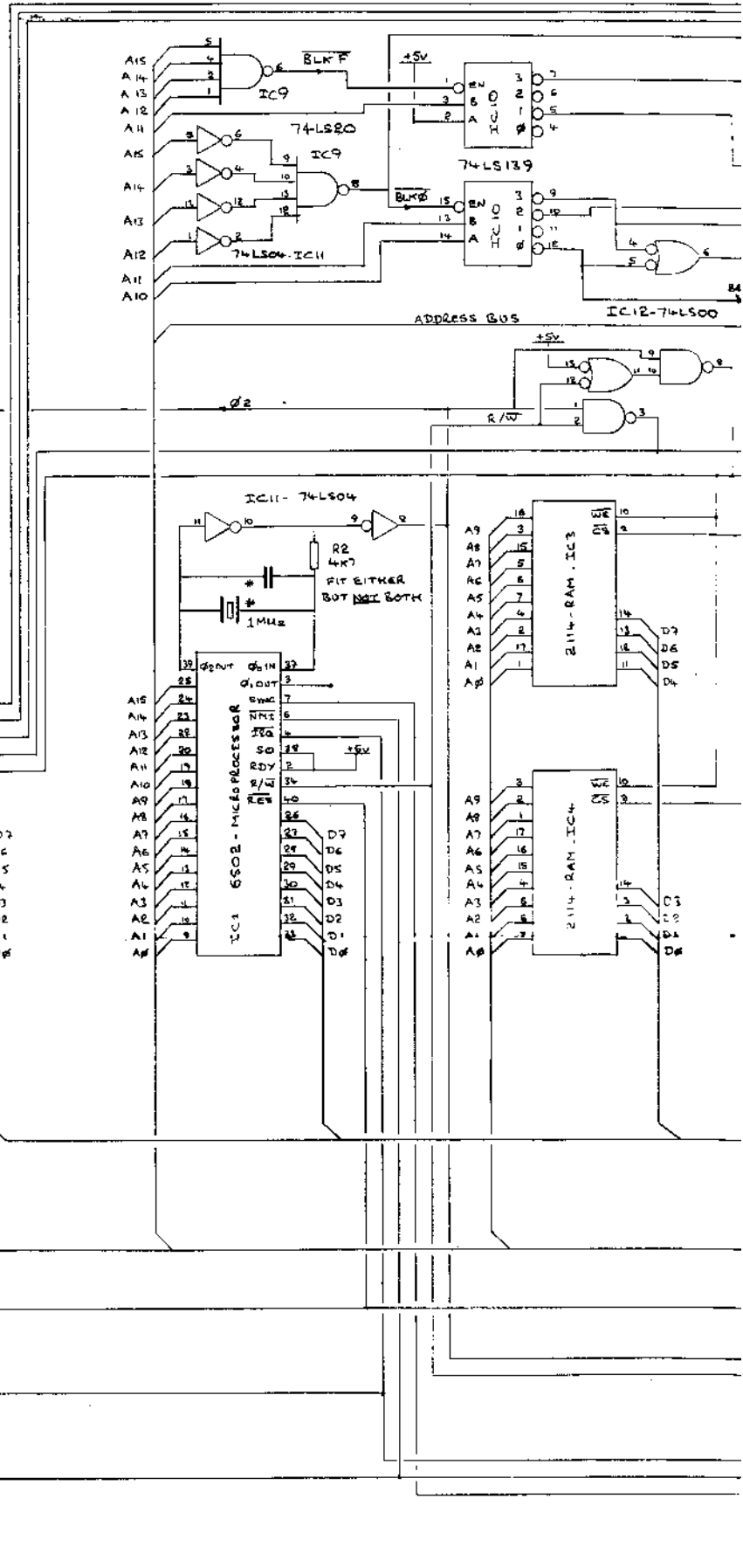
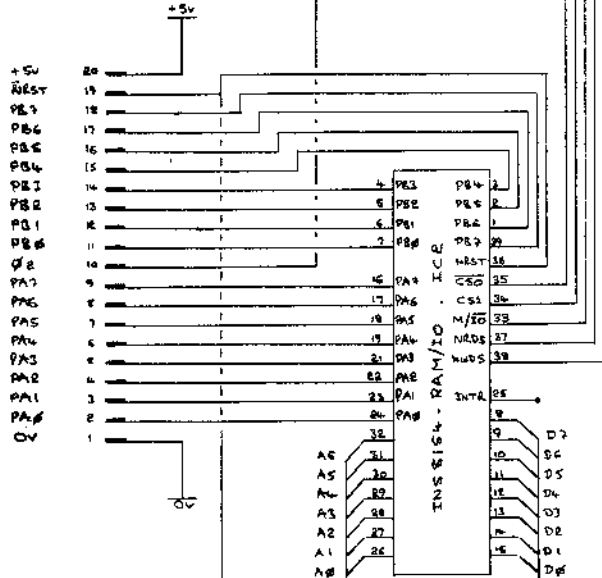
CONNECTED TO MICRO-COMPUTER I/O PORT

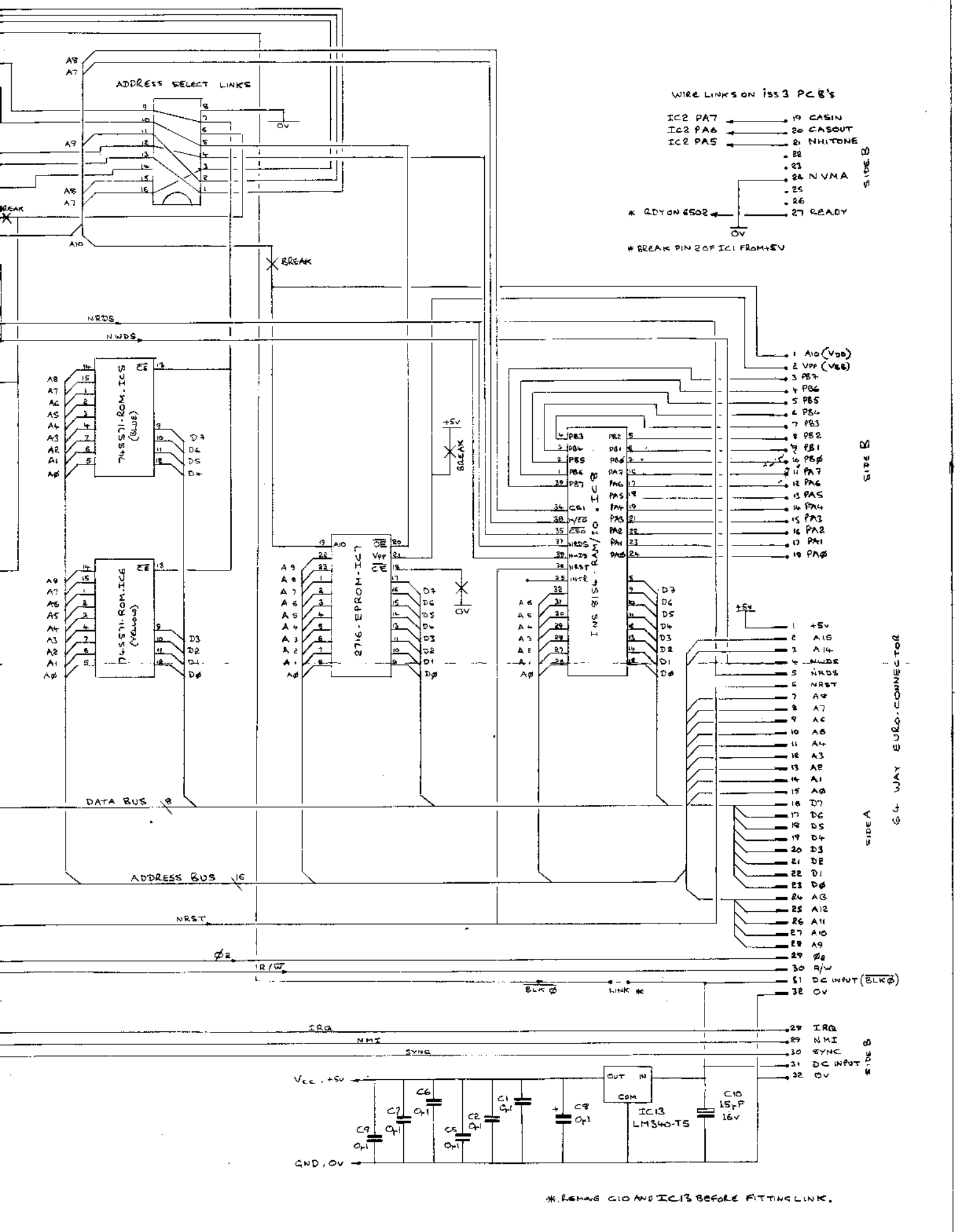
ISSUE	1	2				ISSUED	CBT	TITLE	KEYBOARD, DISPLAY & CASSETTE	REP	200.001/C
DATE	26-02-79	11-07-79				DATE	26-02-79	TITLE	INTERFACE P.C.B.		ACORN COMPUTERS LTD

ALTERNATIVE RIBBON
HEADER CONNECTIONS

20	PB5	19	PB6
18	PB4	17	PB7
16	PB3	15	NRST
14	PB2	13	+5V
12	PB1	11	0V
10	PB0	9	PA6
8	PA2	7	PA1
6	PA7	5	PA4
4	PA6	3	PA2
2	PAS	1	PA3

CONNECTOR TO KEYBOARD, DISPLAY & CASSETTE INTERFACE





WIRE LINKS ON ISS 3 P.C.B.'s

- IC2 PA7 ← 19 CASIN
- IC2 PA6 ← 20 CASOUT
- IC2 PAS ← 21 NHITONE
- ← 22
- ← 23
- ← 24 NVMA
- ← 25
- ← 26
- * RDY ON 6502 ← 27 READY

OV
BREAK PIN 20 OF IC1 FROM +5V

SIDE B

SIDE B

SIDE A
64 WAY EURO CONNECTOR

SIDE B

* REMOVE C10 AND IC13 BEFORE FITTING LINK.

© COPYRIGHT 1980, ACORN COMPUTERS LTD 4A, MARKET HILL, CAMBRIDGE, TEL 0223-312772.	DRAWN CBT	TITLE 6502 Micro Computer P.C.B. Circuit Diagram	REF 200.000/C
	DATE 23-02-79		ACORN COMPUTERS LTD